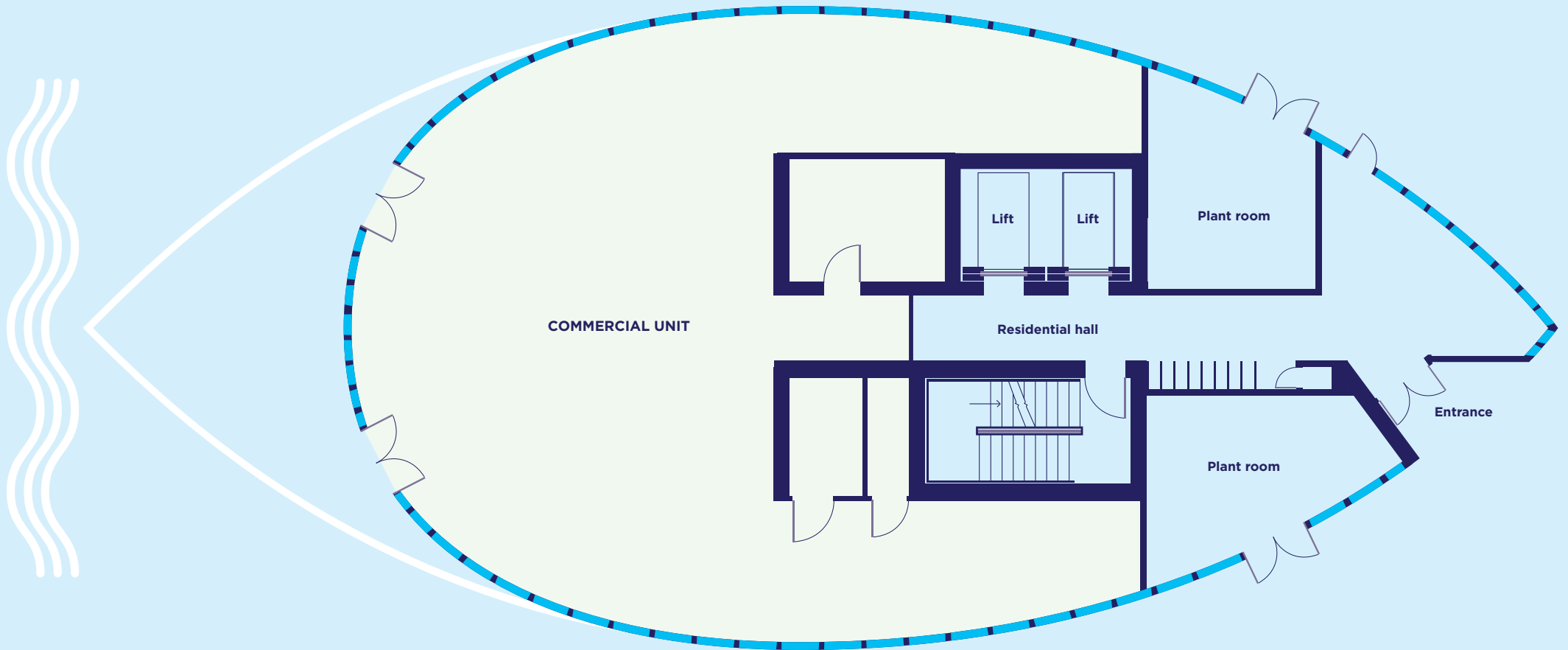





## Ground floor



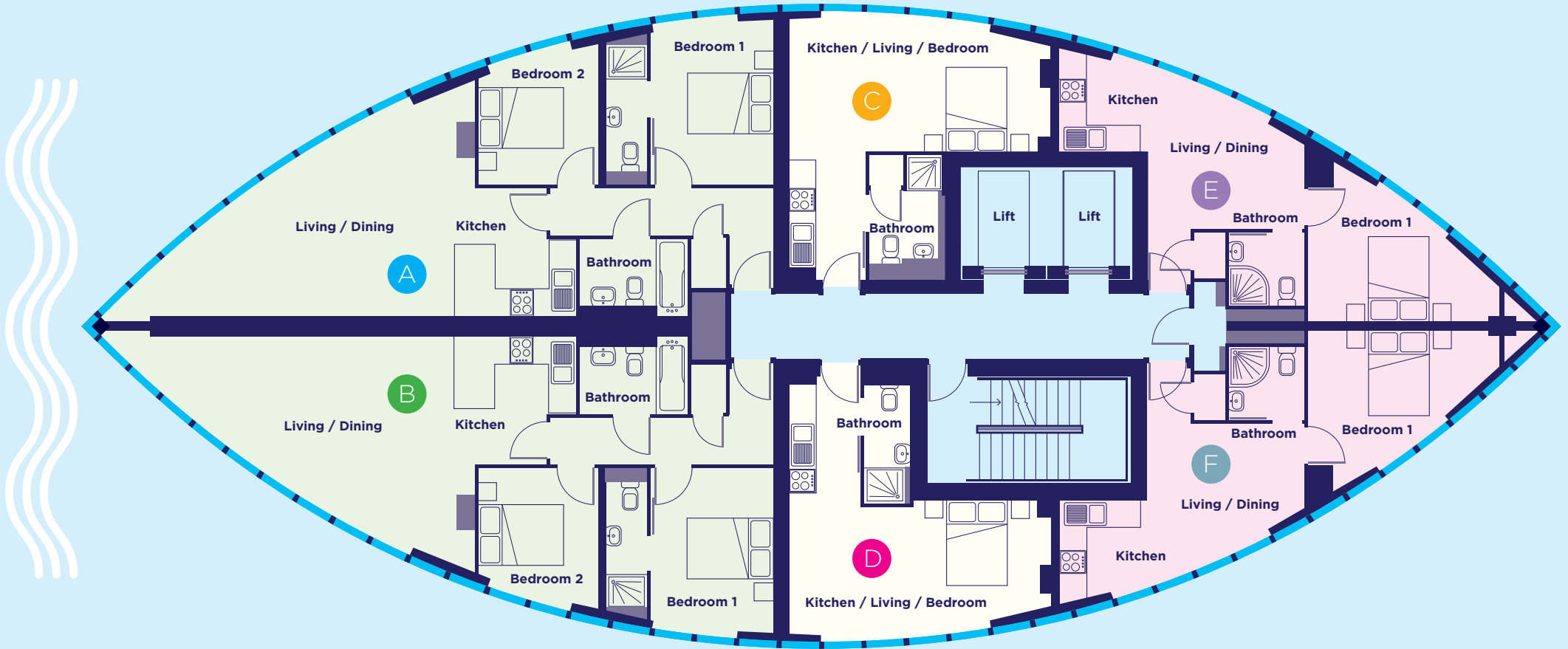


THE EYE

GLASS WHARF • TEMPLE QUAY • BRISTOL

www.theeyebristol.co.uk 0117 910 0314

1st floor  
Apartments 1-6



Apartment type A+B

Kitchen/Lounge/Dining area	10.6m x 5.3m
Bedroom 1	3.7m x 2.7m
Bedroom 2	3.1m x 2.7m
Bathroom	2.4m x 1.7m

Apartment type C

Kitchen/Lounge/Dining area	5.8m x 5.8m
Bathroom	2.3m x 1.7m

Apartment type D

Kitchen/Lounge/Dining area	5.8m x 5.8m
Bathroom	1.0m x 2.6m

Apartment type E+F

Kitchen area	1.9m x 2.3m
Lounge area	3.5m x 4.7m
Bedroom	3.6m x 4.2m
Bathroom	1.6m x 1.6m

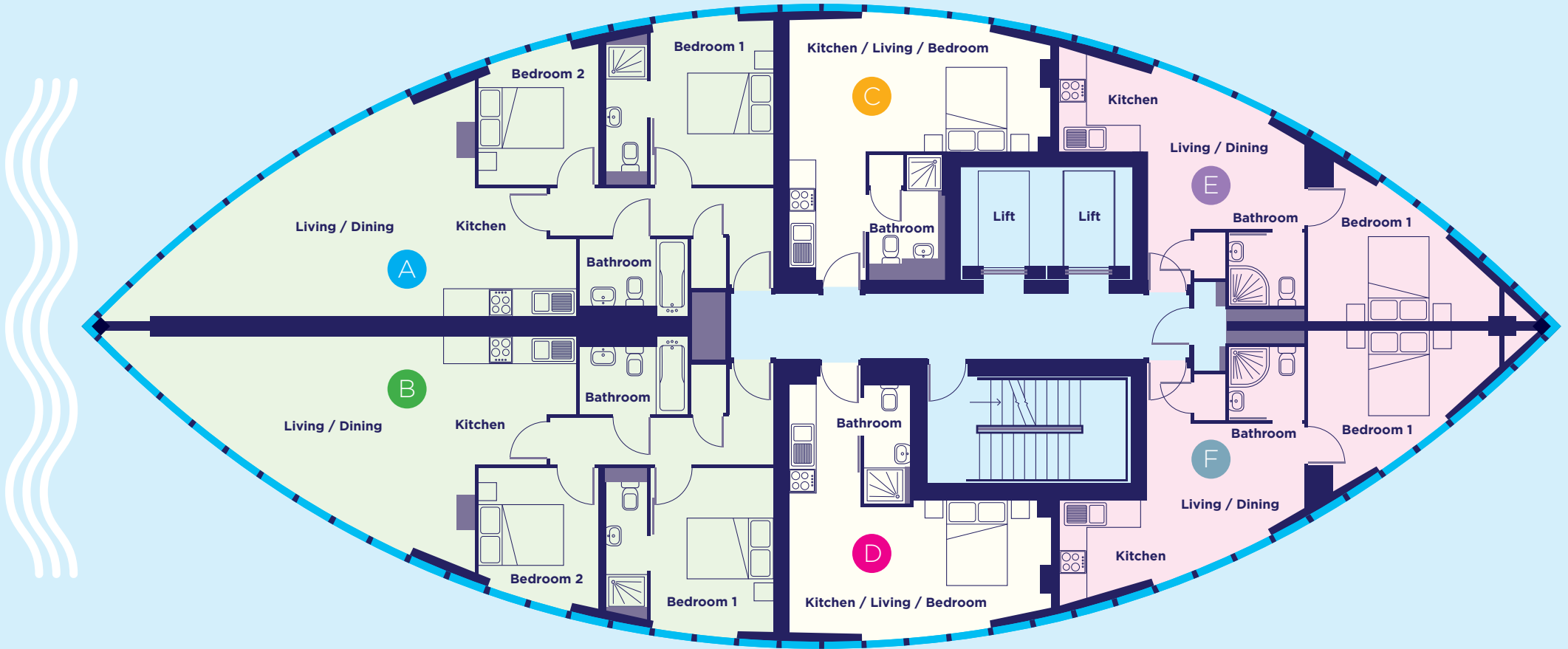


THE EYE

GLASS WHARF • TEMPLE QUAY • BRISTOL

www.theeyebristol.co.uk 0117 910 0314

## 2nd & 3rd floors Apartments 7-18



### Apartment type A+B

Kitchen/Lounge/Dining area	10.6m x 5.3m
Bedroom 1	3.7m x 2.7m
Bedroom 2	3.1m x 2.7m
Bathroom	2.4m x 1.7m

### Apartment type C


Kitchen/Lounge/Dining area	5.8m x 5.8m
Bathroom	2.3m x 1.7m

### Apartment type D

Kitchen/Lounge/Dining area	5.8m x 5.8m
Bathroom	1.0m x 2.6m

### Apartment type E+F

Kitchen area	1.9m x 2.3m
Lounge area	3.5m x 4.7m
Bedroom	3.6m x 4.2m
Bathroom	1.6m x 1.6m

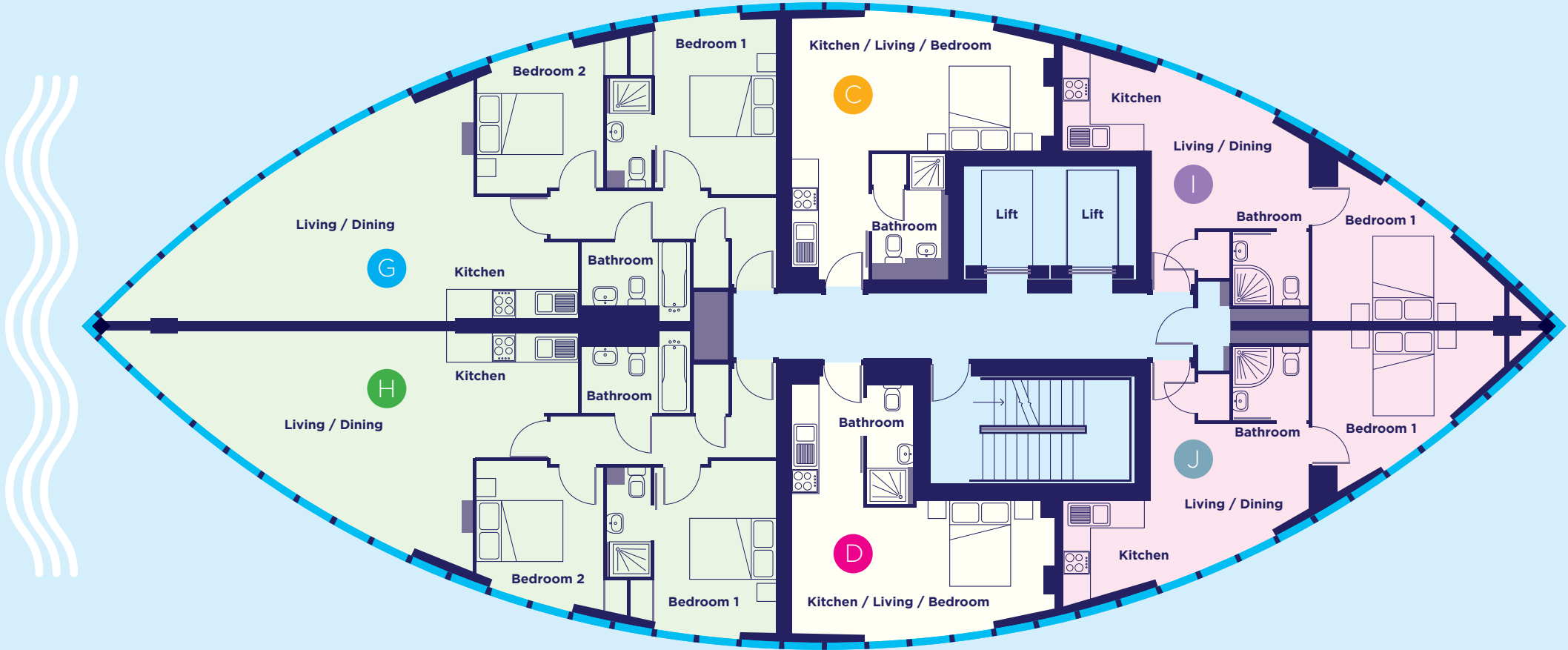


THE EYE

GLASS WHARF • TEMPLE QUAY • BRISTOL

www.theeyebristol.co.uk 0117 910 0314

4th-6th floors  
Apartments 19-36



Apartment type G+H

Kitchen/Lounge/Dining area 10.6m x 5.3m  
Bedroom 1 2.7m x 3.8m  
Bedroom 2 2.7m x 3.3m  
Bathroom 1.5m x 2.4m

Apartment type C


Kitchen/Lounge/Dining area 5.8m x 5.8m  
Bathroom 2.3m x 1.7m

Apartment type D

Kitchen/Lounge/Dining area 5.8m x 5.8m  
Bathroom 1.0m x 2.6m

Apartment type I+J

Kitchen area 1.9m x 2.3m  
Lounge/dining area 3.5m x 3.5m  
Bedroom 4.2m x 3.6m  
Bathroom 1.7m x 1.6m

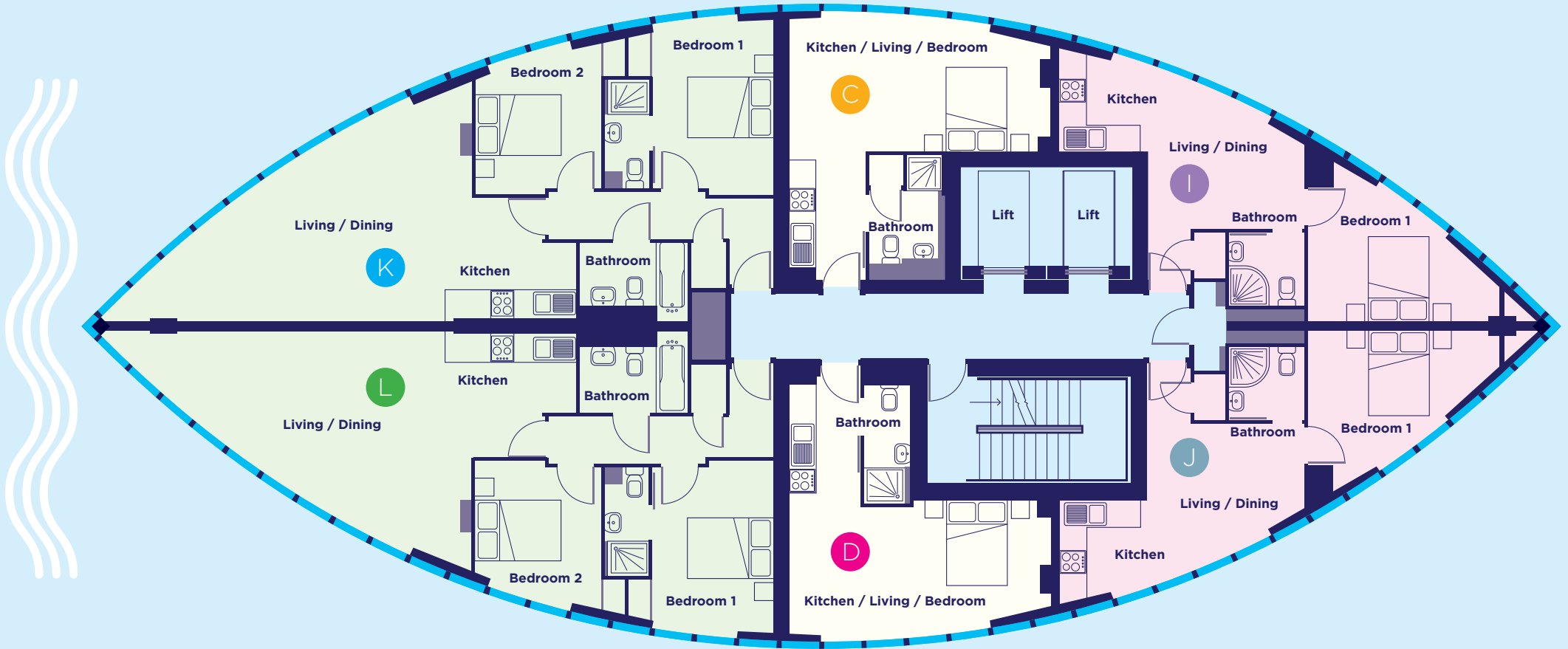


THE EYE

GLASS WHARF • TEMPLE QUAY • BRISTOL

www.theeyebristol.co.uk 0117 910 0314

7th floor  
Apartments 37-42



Apartment type K+L

Kitchen/Lounge/Dining area 10.6m x 5.2m  
Bedroom 1 2.7m x 3.9m  
Bedroom 2 2.8m x 3.4m  
Bathroom 2.4m x 1.5m

Apartment type C

Kitchen/Lounge/Dining area 5.8m x 5.8m  
Bathroom 2.3m x 1.7m

Apartment type D

Kitchen/Lounge/Dining area 5.8m x 5.8m  
Bathroom 1.0m x 2.6m

Apartment type I+J

Kitchen area 1.9m x 2.3m  
Lounge/dining area 3.5m x 3.5m  
Bedroom 4.2m x 3.6m  
Bathroom 1.7m x 1.6m

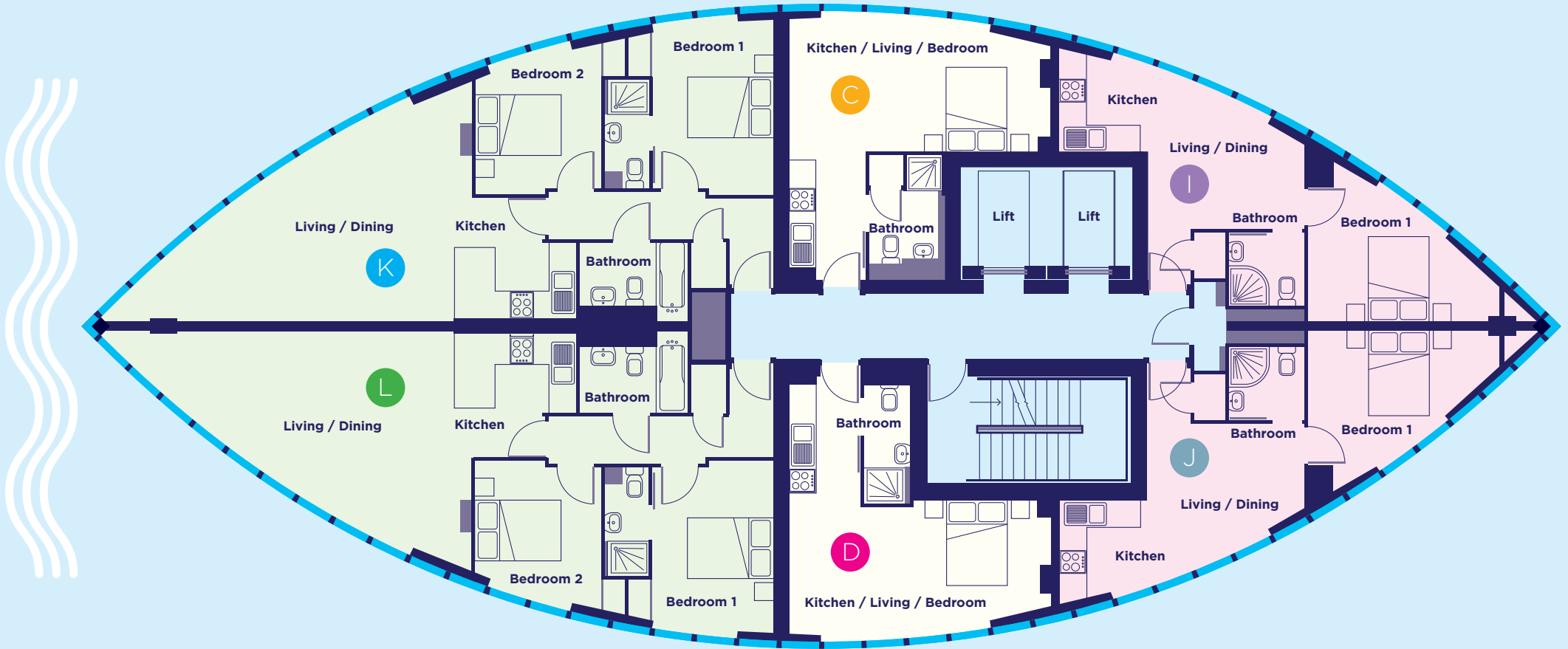


THE EYE

GLASS WHARF • TEMPLE QUAY • BRISTOL

www.theeyebristol.co.uk 0117 910 0314

8th-11th floors  
Apartments 43-66



Apartment type K+L

Kitchen/Lounge/Dining area	10.6m x 5.2m
Bedroom 1	2.7m x 3.9m
Bedroom 2	2.8m x 3.4m
Bathroom	2.4m x 1.5m

Apartment type C

Kitchen/Lounge/Dining area	5.8m x 5.8m
Bathroom	2.3m x 1.7m

Apartment type D

Kitchen/Lounge/Dining area	5.8m x 5.8m
Bathroom	1.0m x 2.6m

Apartment type I+J

Kitchen area	1.9m x 2.3m
Lounge/dining area	3.5m x 3.5m
Bedroom	4.2m x 3.6m
Bathroom	1.7m x 1.6m

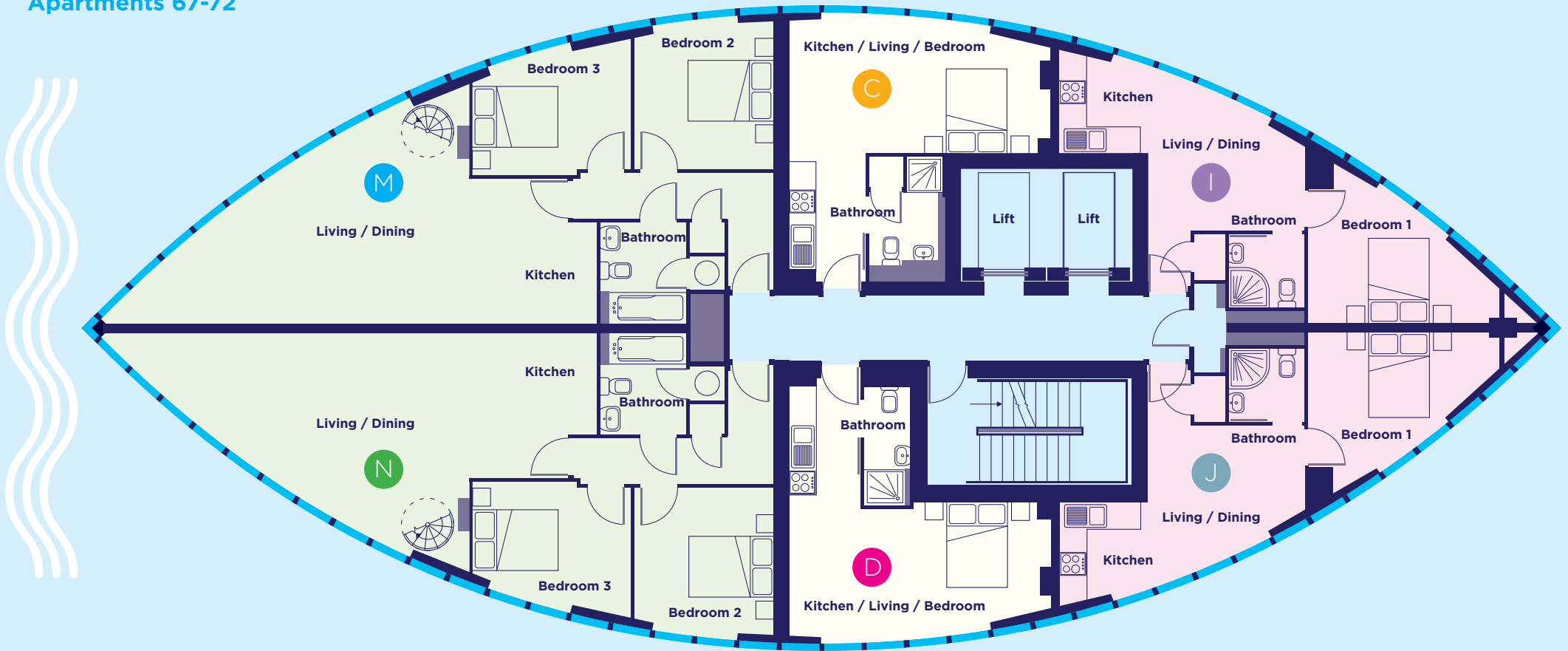


THE EYE

GLASS WHARF • TEMPLE QUAY • BRISTOL

www.theeyebristol.co.uk 0117 910 0314

12th floor  
Penthouse level 1  
Apartments 67-72



Penthouse type M+N

Kitchen area	3.1m x 3.2m
Living/dining area	8.0m x 5.2m
Bedroom 2	3.0m x 3.3m
Bedroom 3	3.5m x 2.9m
Bathroom	1.9m x 2.5m
Bedroom 1	5.1m x 6.3m
En-suite	2.9m x 3m

Apartment type C

Kitchen/Lounge/Dining area	5.8m x 5.8m
Bathroom	2.3m x 1.7m


Apartment type D

Kitchen/Lounge/Dining area	5.8m x 5.8m
Bathroom	1.0m x 2.6m

Apartment type I+J

Kitchen area	1.9m x 2.3m
Lounge/dining area	3.5m x 3.5m
Bedroom	4.2m x 3.6m
Bathroom	1.7m x 1.6m

Please note all room dimensions are maximum dimensions.

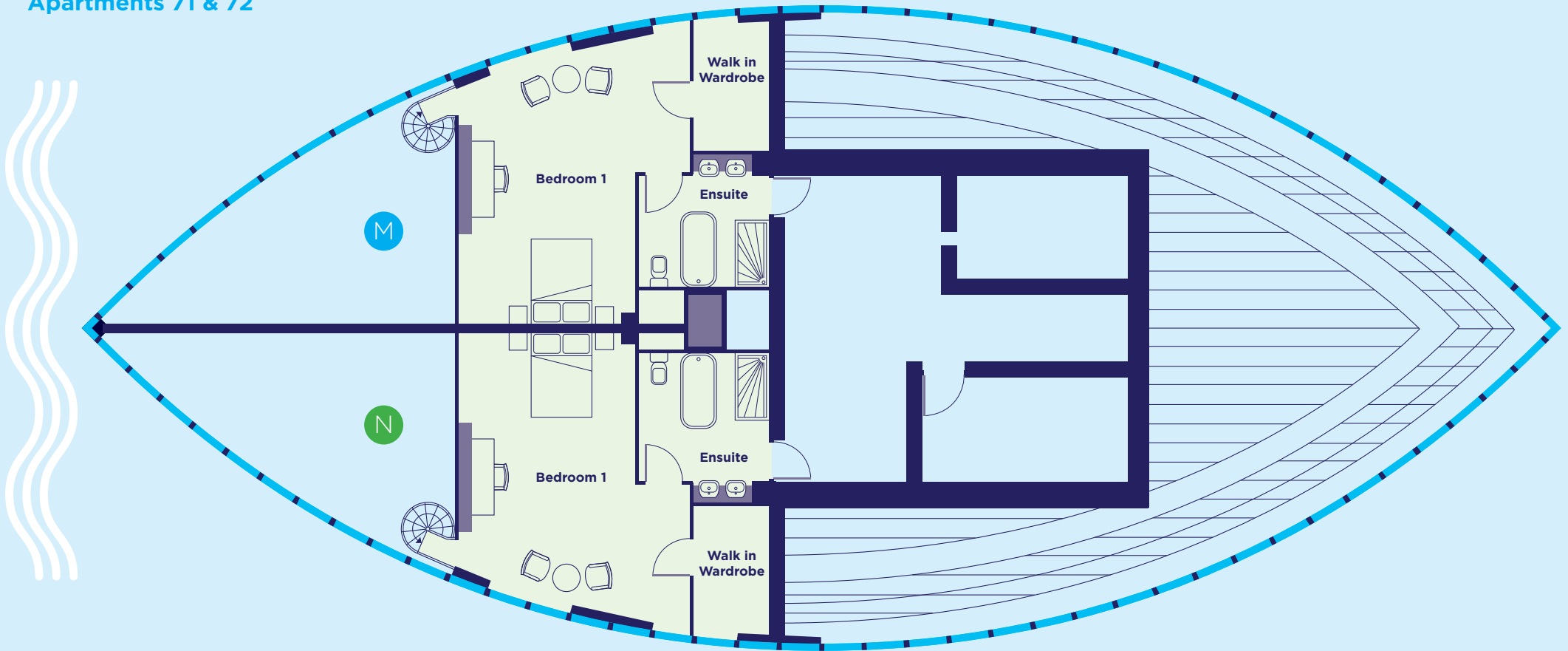


THE EYE

GLASS WHARF • TEMPLE QUAY • BRISTOL

www.theeyebristol.co.uk 0117 910 0314

Mezzanine  
Penthouse level 2  
Apartments 71 & 72



Penthouse type M+N

Kitchen area	3.1m x 3.2m
Living/dining area	8.0m x 5.2m
Bedroom 2	3.0m x 3.3m
Bedroom 3	3.5m x 2.9m
Bathroom	1.9m x 2.5m
Bedroom 1	5.1m x 6.3m
En-suite	2.9m x 3m

Apartment type C

Kitchen/Lounge/Dining area	5.8m x 5.8m
Bathroom	2.3m x 1.7m

Apartment type D

Kitchen/Lounge/Dining area	5.8m x 5.8m
Bathroom	1.0m x 2.6m

Apartment type I+J

Kitchen area	1.9m x 2.3m
Lounge/dining area	3.5m x 3.5m
Bedroom	4.2m x 3.6m
Bathroom	1.7m x 1.6m

Please note all room dimensions are maximum dimensions.